

LINEAR PULL BRAKE LEVER

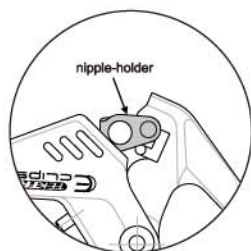
1. Lever installation

Clamp levers R (right) and L (left) to handlebar with 5mm Allen key. Final tightening torque:6-8Nm.

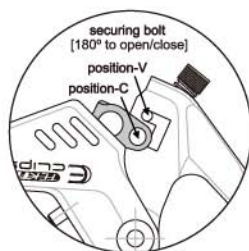
2. Cable installation

Linear Pull Only : Pass brake inner cable through slot in lever bracket and place brake-cable nipple firmly into nipple-holder. Set adjusting barrel so as to enable later adjustment. Ensure brakes are properly installed.

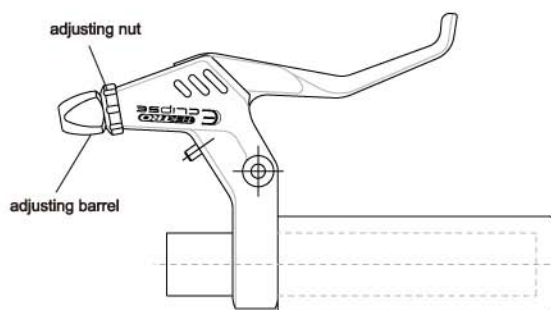
Brake Type Adjustment: Pass brake inner cable through slot in lever bracket and place brake-cable nipple firmly into nipple-holder. Insert nipple-holder into position-V for LINEAR PULL brakes or position-C for non-LINEAR PULL brakes (cantilever, caliper & U-brakes). To change nipple-holder position, manually turn securing-bolt, so flat(cut-away) side allows nipple-holder to be moved, then turn securing-bolt 180° to lock nipple-holder in position. Set adjusting barrel so as to enable later adjustment. Ensure brakes are properly installed. Do not use position-V with non-LINEAR PULL brakes or position-C with LINEAR PULL brakes.



Linear Pull Only
showing single nipple-holder position
(for LINEAR PULL brakes only)



Brake Type Adjustment
showing upper & lower nipple-holder positions
(position-V: LINEAR PULL)
(position-C: Non-LINEAR PULL)



3. Test lever by depressing it a few times. Turn adjusting barrel to recommended pad/rim clearance (1mm each side on most brakes).

Consult your TEKTRO dealer if you are unsure about installation or adjustment.

CAUTION

LINEAR PULL ONLY LEVERS MUST BE USED WITH LINEAR PULL BRAKES ONLY. LINEAR PULL BRAKES OFFER CONSIDERABLE BRAKING POWER WITH LITTLE LEVERAGE FORCE, AND REQUIRE PRACTICE AT LOW SPEEDS BEFORE NORMAL USE. TEKTRO IS NOT LIABLE FOR DAMAGE OR INJURY AS A RESULT OF IMPROPER INSTALLATION OR USE.

INSTALLATION INSTRUCTIONS INSTALLATIONS ANLEITUNG INSTRUCTIONS D'INSTALLATION INSTRUCCIONES DE INSTALACIÓN インストールの手順

LINEAR PULL BRAKE LEVER LINEAR ZUG BREMS HEBEL LEVIERS DE FREINS À TIRAGE DIRECT MANETAS DE FRENOS DE ESTIRAMIENTO LINEAL リニアプルブレーキレバー

LINEAR-PULL-ONLY levers are for LINEAR PULL brakes only. BRAKE-TYPE ADJUSTMENT levers are for both LINEAR PULL and non-LINEAR PULL brakes. (Non-LINEAR PULL brakes are cantilever brakes, caliper brakes and U-brakes)

Hebel NUR-FÜR-LINEAR ZUG sind nur für LINEAR ZUG-Bremsen gedacht. Hebels BREMSTYPENSTELLUNG sind für LINEAR ZUG und nicht-LINEAR ZUG Bremsen. (Nicht-LINEAR ZUG Bremsen bestehen aus Cantilever, Caliper & U-Bremsen)

Levers À-TIRAGE-DIRECT-SEULE sont pour les étriers À TIRAGE DIRECT seulement. Leviers AJUSTEMENT-TYPE-DE-FREIN sont pour les étriers À TIRAGE DIRECT et pour freins non-À TIRAGE DIRECT. (Les freins non-À TIRAGE DIRECT sont des freins cantilevers, calipers et U-brakes)

Manetas ESTIRAMIENTO-LINEAL-SOLO solo para frenos de ESTIRAMIENTO LINEAL. Frenos AJUSTE TIPO FRENO para frenos ESTIRAMIENTO LINEAL y frenos no-ESTIRAMIENTO LINEAL. (Frenos no de ESTIRAMIENTO LINEAL estan cantilevers, calipers & U-brakes)

リニア・プルみのレバーはリニア・プル型ブレーキ専用です。ブレーキタイプ調節型はリニア・プル及び他のブレーキ形式両方に使用が可能です。(非リニア・プル型ブレーキにはカンチレバーブレーキ、キャリパーブレーキ、及びU-ブレーキがあります)

TEKTRO
TEKTRO TECHNOLOGY CORPORATION

http://www.tekro.com
E-mail:info@tekro.com.tw

Edition-April, 2010-C1

(English)

000907342AG